




5/5/2022

# University Assessment Team Report on Annual Program Assessment Reports

The 2021 -2022 University Assessment Team

COMMITTEE OFFICERS



Karen Lee, Associate VP of Academic Affairs  
Mike Verduco, Director of Educational Technology  
College of Liberal Arts and Education  
Elvita Kondili  
Corktown Campus  
Alyssa Goike  
School of Architecture  
Kris Nelson  
College of Business Administration  
Mithu Bhattacharya  
College of Engineering and Science  
Mariam Faied  
Libraries  
Jill Turner  
Core Curriculum Committee

## University Assessment Team

The Assessment Team is the primary oversight body for the student outcomes assessment programs of the University. The Assessment Team reports to the vice president for Academic Affairs and is comprised of

- One representative from each of the colleges or schools.
- One representative from the library.
- One faculty member from the McNichols Faculty Assembly.
- Two administrative representatives.

The Assessment Team is responsible for


- Developing a mechanism for sharing best practices around the University regarding assessment.
- Reviewing the assessment methodologies being used by each school and identifying those schools in which assessment activities require improvement.
- Providing ongoing reports to and consultation with the academic vice president and provost.
- Keeping the University community informed of team activities

## Report Summary

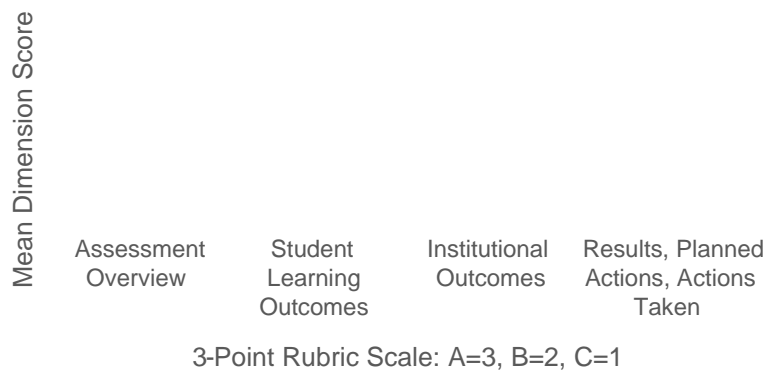
During the 2021-2022 academic year, the University Assessment Team facilitated a newly implemented electronic process for collecting Annual Program Assessment Reports for all academic and curricular programs. This process was preceded by the 2020-2021 initiative requiring all academic and curricular programs to file their assessment plans with the UAT.

Team members: (T)1 (i)-6 (a)-10 (r)-1 (s) 0 (en)-147 /P <</MCI)13aequiects-10 (rT

### 2021-2022 Annual Program Assessment Reports Evaluated N=48



### Rubric Dimension Scores for 2021-2022 Annual Program Assessment Reports N=48



Assess N

25%



## Student Learning Outcomes N=48

- A) The SLO response includes a list of student learning outcomes assessed in the report and corresponding benchmarks.
- B) The SLO response is missing one of the following: the list of student learning outcomes assessed in the report

